

System 4 Mechanical Ventilation with Heat Recovery (MVHR)

All HRXE-AURA models have been designed with 100% automatic bypass, listed on the SAP Product Characteristics Database (PCDB).

The HRXE-AURA range operate by continuously extracting moisture-laden air from 'wet' rooms within the property whilst simultaneously drawing in fresh, filtered supply air from outside.

The heat from the extracted stale air is recovered via a heat exchanger inside the heat recovery unit which becomes tempered and filtered, before supplied in to the habitable rooms, creating comfortable and well ventilated homes.



Key features

- ▶ The heat exchanger block within these units can recover up to 95% of the normally wasted heat. The two independent fans have full-speed control for background and boost ventilation rates.
- ▶ The HRXE-AURA range has a Summer bypass function. In warmer months this function automatically activates to ensure the property is being well-ventilated and comfort levels are maintained in the home by continuously drawing in fresh filtered air into the habitable rooms.
- ▶ Due to its intelligent design, there will be no reduction in airflow when operating in bypass mode resulting in enhanced performance.
- ▶ Designed to provide optimised balanced (supply and extract) mechanical ventilation with heat recovery and both listed on the PCDB.
- ▶ Weight: 24kg

Accessories

Code	Description
HRXE-AURA-AV	Anti-Vibration tray suitable for all HRXE-AURA models
397	Condensate Drain Kit for all HRXE models
SPR428	Replacement filters (pair)

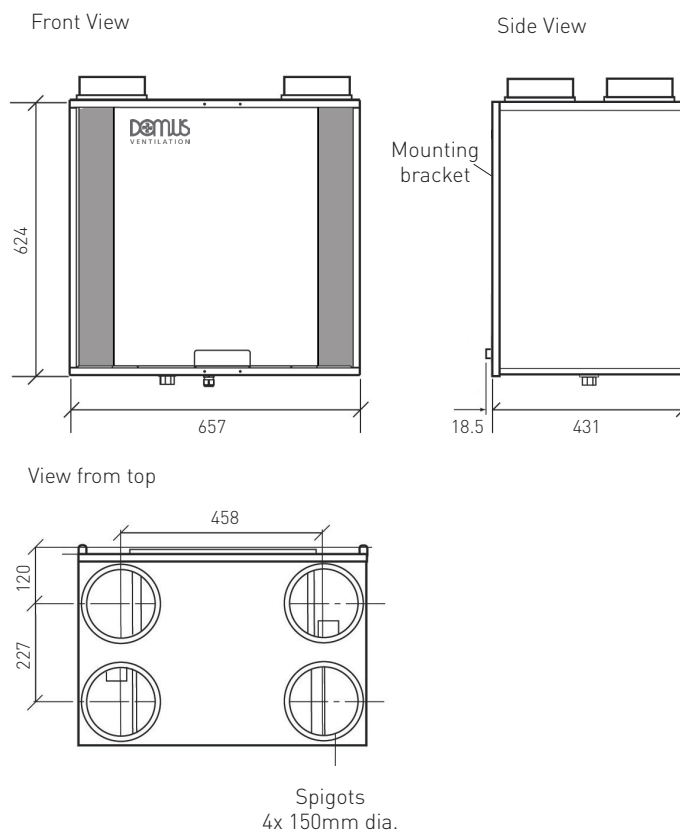
**YOUR
VENTILATION
SPECIALIST**

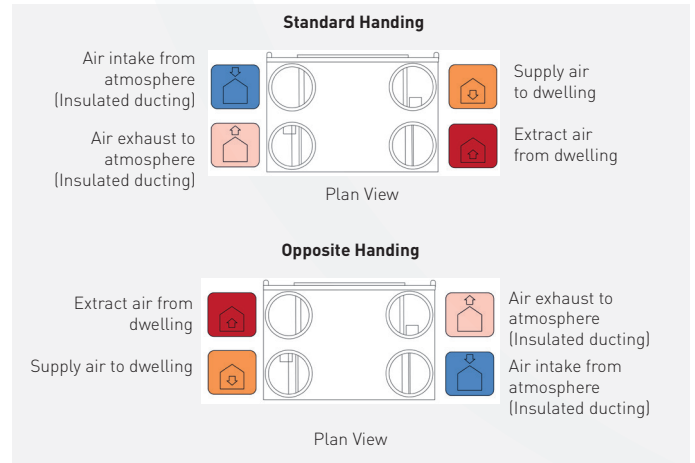
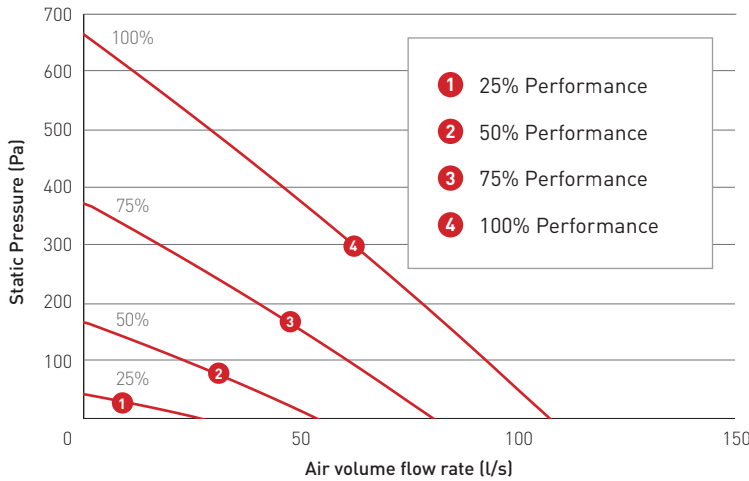
03443 715 523

www.domusventilation.co.uk

Codes	Description
HRXE-AURA	Standard unit with 100% bypass
HRXE-AURA-H	Standard unit with 100% bypass and integral humidistat
HRXE-AURA-OP	Opposite handed unit with 100% bypass
HRXE-AURA-OPH	Opposite handed unit with 100% bypass and integral humidistat

Dimensions (mm)





HRXE PRODUCT CHARACTERISTICS DATABASE (SAP 2012 TEST RESULTS)

Application	Specific Fan Power (W/l/s)	Heat Exchange Efficiency	Energy Saving Trust Best Practice Compliant
Kitchen + 1 Wet Room	0.50	90%	Yes
Kitchen + 2 Wet Room	0.53	90%	Yes
Kitchen + 3 Wet Room	0.60	89%	Yes
Kitchen + 4 Wet Room	0.75	88%	Yes
Kitchen + 5 Wet Room	0.92	88%	Yes
Kitchen + 6 Wet Room	1.10	87%	Yes
Kitchen + 7 Wet Room	1.36	87%	Yes

BREAKOUT SOUND PERFORMANCE

Curve	Max power consumption (Watts)		Sound Power Levels dB re 1pW (Frequency Hz)								dBA @3m
			63	125	250	500	1k	2k	4k	8k	
1	7	Open inlet	33	27	26	16	<16	<16	<16	<16	<16
		Open outlet	39	34	31	32	22	<16	<16	<16	
		Breakout	41	29	27	20	<16	<16	<16	<16	
2	20	Open inlet	38	44	47	39	36	29	16	<16	25
		Open outlet	46	53	49	52	46	44	33	21	
		Breakout	47	46	44	42	34	29	16	<16	
3	67	Open inlet	43	52	56	48	46	40	30	18	34
		Open outlet	54	62	59	62	58	58	48	40	
		Breakout	54	55	52	51	44	42	28	<16	
4	156	Open inlet	48	57	60	53	49	44	33	24	40
		Open outlet	57	67	63	64	61	61	52	45	
		Breakout	65	59	58	57	50	46	36	26	

The maximum power consumption shown above (Watts) is consumed on units running continuously, not taking into account any heat recovery saving and based on SAP Product Characteristic Database (PCDB) testing. The breakout case-radiated dBA values are given for Hemispherical free field radiation at 3m - to obtain the Spherical radiated data, subtract 3 dBA.

Please note: Sound data is provided at a particular duty point for 25%, 50%, 75% and 100%. For accurate sound data at a specific speed duty, please call the office on 03443 715 523. 5 year warranty*.

*First year parts and labour

YOUR VENTILATION SPECIALIST

03443 715 523

www.domusventilation.co.uk

